SCHOOL DISTRICT 78
FRASER-CASCADE
EVERYONE PULLING TOGETHER

BOARD OF EDUCATION

FINANCE AND FACILITIES COMMITTEE MEETING

January 5, 2026
4:30 p.m.
Via Zoom Video Conference

AGENDA

	Agenda Item	Presenter
	Part 1 – Committee Administration (10 mins)	
1.	Call to Order and Acknowledgement	Chair
2.	Approval of Agenda	Chair
3.	Approval of Minutes from October 6, 2025 Finance and Facilities Committee Meeting	Chair
	Part 2 – Finance (50 mins)	
4.	a) Amended Budget 2025-2026 • Summary Sheet • Explanation of Changes from Previous Budget • Presentation Slides b) Preliminary Budget Planning 26-/27	Gerry Slykhuis
	Part 3 – Facilities Update (30 mins)	
5.	**Key Projects Update:** a) DEO Portable Update b) Kent Daycare c) Silvercreek Daycare	Doug Templeton
6.	**New Business**	

DRAFT

	Agenda Item	Presenter
7.	**Questions**	

Zoom Link:

Antigone Snider is inviting you to a scheduled Zoom meeting.
Join Zoom Meeting
https://ca01web.zoom.us/j/68308799511?pwd=Ip4vhsGAXI5DGxqwb0Wfd73A1YUQGN.1&from=addon

Meeting ID: 683 0879 9511
Passcode: 887865

One tap mobile
+17789072071,,68308799511# Canada
+15873281099,,68308799511# Canada

Join instructions
https://ca01web.zoom.us/meetings/68308799511/invitations?signature=UEJNORSAr_HP8LPe1X5T609IXo9xfILRMTnJbArHsi0

Next Meeting: Monday April 13 2026

DRAFT

BOARD OF EDUCATION
SCHOOL DISTRICT NO. 78 (FRASER-CASCADE)

DRAFT MINUTES OF THE FINANCE & FACILITIES COMMITTEE
October 6, 2025

PRESENT:
Board - Committee Members:

Andrea Hensen	Trustee	Committee Chair
Linda Kerr	Trustee	Committee Member
Wendy Colman-Lawley	Trustee	Alternate
Wendy Clark	Trustee	Non-Voting Observer

Representatives:

Greg Lawley	Principal	FCPVPA
Bruce Becker	Principal	FCPVPA
Jan Morris	Representative	CMAW
Tara Nickerson	Representative	FCTA
Margot Haworth	Representative	FCTA

Staff:

Balan Moorthy	Superintendent
Gerry Slykhuis	Secretary Treasurer
Doug Templeton	Director of Facilities & Transportation
Antigone Snider	Executive Secretary

Regrets:

Vacant	Representative	DPAC
Vacant	Representative	DPAC
Vacant	Representative	IEC
Vacant	Representative	IEC
Vacant	Presentative	CMAW
Vacant	Representative	Student
Vacant	Representative	Student
Renge Bailie	Assistant Superintendent	

1. **Call to Order and Acknowledgement**
   The Chair opened the meeting at 4:33 pm and shared her personal acknowledgement and appreciation that the meeting was being held on the traditional ancestral and unceded shared territories of the Cheam, Sts'ailes, Sq'éwlets, Seabird Island, Shxw'owhamel, Nlaka'pamux, and the Chawathil people.

2. **Election of Committee Chair** - The Secretary Treasurer called for nominations for the position of Chair of the Finance and Facilities Committee for the 2025-2026 year. Nominations were called and the following trustee was nominated.:

   Trustee Linda Kerr nominated Trustee Andrea Hansen (nomination accepted). Trustee Andrea Hansen nominated Trustee Linda Kerr as Committee Alternate.

DRAFT

Hearing no further nominations, the Secretary Treasurer declared Trustee Andrea Hansen elected by acclamation as Committee chair for the 2025-2026 year. Trustee Linda Kerr was declared as Committee Alternate.

3. **Approval of Agenda – October 6, 2025**

LAWLEY/MORRIS

THAT the agenda of the Finance and Facilities Committee meeting held on October 6, 2025 be approved as presented.

Carried

4. **Approval of Minutes – Operations & Facilities Meeting – May 12, 2025**

KERR/MORRIS

THAT the Minutes of the Operations & Facilities meeting held on May 12, 2025, be approved as presented.

Carried

5. **Terms of Reference Review:**
   a. The Committee reviewed the Terms of Reference and had no questions on its specifics. The Committee reviewed the current vacant positions and Jan Morris clarified that Amanda Lasser would like to continue as a CMAW representative for the Committee in the 2025-2026 year.

FINANCE:

6. **Financial Results:**
   a. **Financial Statement Discussion Analysis (FSDA) Report – for information.** The Secretary Treasurer provided a detailed update on the District's financial status including the Statement of Financial Position, Financial Highlights, Revenues, expenditures and capital costs. The Committee discussed the state of financial risk for the District and the update indicated a strong financial position. The Committee also asked the Secretary Treasurer to check and confirm the number of schools listed for the District in the report which the Secretary Treasurer agreed to follow-up and confirm.

   b. **2025/2026 Amended Budget Process**
   The Secretary Treasurer provided an explanation to the Committee of the difference between the preliminary and amended budget. The update included the timelines for the current year budgets.

7. **Enrollment Update** – The Secretary Treasurer provided an overview of the current enrollment data. which indicates a steady increase in enrollment equating to 51 new student enrollments. The enrollment data also indicates a slight decrease in Special Needs Student enrollment. The student enrollment increase will net an additional $300,000 in revenue which is an increase to the preliminary budget estimate for the year. Representative Greg Lawley asked the Secretary Treasurer to clarify the timing of enrolment counts on funding. The Secretary Treasurer indicated that for special needs students a second count occurs February 1st.

DRAFT

KERR/MORRIS
MOTION TO RECEVIE the Financial Reports. **Carried**

8. **Facilities - Key Projects Update:** The Director of Facilities and Transportation provided an update on the following key projects:

   Kent Daycare – the project is slated to complete early spring, current focus is on the exterior construction, the project is progressing on schedule.

   Silver Creek Daycare – different type of construction in comparison to Kent Daycare – metal/steel studs. The renovations are intended to match with the construction style of the existing buildings. The project is one time but not as far along as Kent. It's expected to complete in early spring.

   CES HVAC and Solar renovations – working on the electrical/generator connections and transfer switches.

   AESS Projects – flooring and refinishing work is underway. The roofing upgrade will continue through March 2026.

   Questions from the Committee:

   The Committee inquired if local trades were working on the construction projects or only on the minor capital items? The Director responded the Kent site is using local contractors, Silver Creek site is using Anar Construction as a General Contractor. The District tries to use local contractors as much as possible but it also advantageous to have a General Contractor for multiple sites.

   The Committee asked if there are any challenges related to cost increases, inflation, unexpected tariffs costs. The Director responded that the cost increases have been minor and absorbed by the contingency allocations.

   The Committee also asked how soon would students be able to populate the spaces under construction? The Director responded that once we have occupancy from the municipality and sign-off by the District Health Nurse then the spaces can be occupied. In the meantime, the District plans to host walkthroughs of the spaces with students. The Operators for the sites will also be engaged and have input in the finishing of the spaces.

   The Committee asked about the status of the Request for Proposals for the 2 daycare sites. The Secretary Treasurer responded that there should be an update for the Board this week and the applications were good quality. Letters to the applicants would be going out by next week. The Secretary Treasurer explained that having the RFP completed well ahead of time will make the transition to the new space smoother.

   The Committee asked about the status of any other construction builds and reporting. The Director responded that the only construction projects underway are the 2 Daycares and

DRAFT

the Board modulars.

9. New Business – No new business

Adjournment

HENSEN
THAT the meeting be adjourned at 5:16 p.m.

Carried

Notice of Next Meeting: **January 5, 2026**
4:30 pm
Via Zoom Video Conference

DRAFT

School District #78 (Fraser Cascade)
BUDGET COMPARISON - 2025/26 AMENDED vs 2025/26 PRELIMINARY

OPERATING FUND	2025/26 Preliminary Budget	2025/26 Amended Budget	Increase (Decrease)	%
REVENUE				
Provincial Grants, Ministry of Education	24,396,841	25,344,984	948,143	3.9%
LEA/Direct Funding From First Nations	4,417,599	4,239,013	(178,586)	-4.0%
Provincial Grants, Other	32,600	35,000	2,400	7.4%
International Student Tuition	12,000	12,000	-	0.0%
Other Revenue	29,500	45,500	16,000	54.2%
Rentals & Leases	110,000	110,000	-	0.0%
Investment Income	300,000	250,000	(50,000)	-16.7%
Total Revenue	**29,298,540**	**30,036,497**	**737,957**	**2.5%**
EXPENSE				
Salaries				
Teachers	9,533,472	9,888,025	354,553	3.7%
Principals & Vice-Principals	2,313,714	2,283,886	(29,828)	-1.3%
Education Assistants	2,961,983	3,332,696	370,713	12.5%
Support Staff	2,609,365	2,505,538	(103,827)	-4.0%
Other Professionals	1,396,208	1,402,782	6,574	0.5%
Substitutes	1,510,275	1,533,926	23,651	1.6%
Total Salaries	20,325,017	20,946,853	621,836	3.1%
Employee Benefits	4,919,175	4,986,444	67,269	1.4%
Total Salary & Benefits	25,244,192	25,933,297	689,105	2.7%
Services & Supplies	4,598,469	4,615,564	17,095	0.4%
Total Expense	**29,842,661**	**30,548,861**	**706,200**	**2.4%**
Net Revenue (Expense)	**(544,121)**	**(512,364)**	**31,757**	
Capital/Fund Transfers:				
Capital Asset Purchases	-	(221,334)	(221,334)	
Drawn from School Surpluses	44,018	189,747	145,729	
Drawn from Indigenous Ed Surplus	459,603	312,117	(147,486)	
Drawn from Operating Reserves	40,500	10,500	(30,000)	
Drawn from Local Capital Reserves	-	221,334	221,334	
Surplus (Deficit) for Year	**-**	**-**	**-**	

SCHOOL DISTRICT 78
FRASER-CASCADE
EVERYONE PULLING TOGETHER

2025/26 Amended Operating Budget Report

Explanation of Changes from the Preliminary 2025/26 Budget

January 5, 2026

Each year we develop two budgets: (1) a Preliminary Budget in the Spring where we quantify the big strategic decisions, particularly around staffing; and (2) an Amended Budget in the following Fall/Winter where we adjust for any estimation and assumption errors in the Preliminary Budget.

The Preliminary Budget generally contains the "big" decisions that can more significantly impact budgets. This is because most of our costs are staffing related, and any significant change to staffing requires spring planning to implement for September.

Below are the detailed explanations for the changes from the 2025/26 Preliminary Operating Budget to the 2025/26 Amended Operating Budget. In this document, we are focused on the Operating Budget only because the budgets for the other funds are largely determined by the funding sources.

REVENUES:

OPERATING FUND	2025/26 Preliminary Budget	2025/26 Amended Budget	Increase (Decrease)	%
REVENUE				
Provincial Grants, MECC	24,396,841	25,344,984	948,143	3.9%
LEA Funding From First Nations	4,417,599	4,239,013	(178,586)	-4.0%
Provincial Grants, Other	32,600	35,000	2,400	7.4%
International Student Tuition	12,000	12,000	-	0.0%
Other Revenue	29,500	45,500	16,000	54.2%
Rentals & Leases	110,000	110,000	-	0.0%
Investment Income	300,000	250,000	(50,000)	-16.7%
Total Revenue	**29,298,540**	**30,036,497**	**737,957**	**2.5%**

Variances Explained:

- **Operating Grant – $948,000**

  $412,000 - K-12 enrolment increase +44 FTE
  45,000 - Distributed Learning enrolment +6.5 FTE
  $34,000 - Special Needs student enrolment increase
  $27,000 - Indigenous student enrolment increase

  $202,000 - Salary Differential Funding
  This funding fluctuates based on the average teacher salary in the District and the Province. Last year it declined $175,000 and this year it increased.

  $178,000 - LEA Recovery
  There was a reduction in students reported under Local Education Agreements (LEA). This meant that the reduction to our Operating Grant was less than budgeted by $179,000. This increase in grant funding is offset by reduced LEA/Direct Funding revenue (see below).

  $50,000 - Other Ministry Funding
  This includes funding for ELL, Summer School, Adults, etc.

- **LEA Funding ($179,000)** – The portion of our Operating Grant pertaining to First Nations students reported under Local Education Agreements (LEA) is deducted from our operating grant and we then direct bill the local bands. Lower student numbers resulted in $179,000 lower billings. This is offset by increased operating grants (see above).

- **Investment Income- ($50,000) –** This income was reduced by $100,000 for the preliminary budget, however interest rates have continue to reduce so a further reduction is necessary.

SALARIES & BENEFITS:

OPERATING FUND	2025/26 Preliminary Budget	2025/26 Amended Budget	Increase (Decrease)	%
WAGES & BENEFITS				
Teachers	9,533,472	9,888,025	354,553	3.7%
Principals & Vice-Principals	2,313,714	2,283,886	(29,828)	-1.3%
Education Assistants	2,961,983	3,332,696	370,713	12.5%
Support Staff	2,609,365	2,505,538	(103,827)	-4.0%
Other Professionals	1,396,208	1,402,782	6,574	0.5%
Substitutes	1,510,275	1,533,926	23,651	1.6%
Total Salaries	20,325,017	20,946,853	621,836	3.1%
Employee Benefits	4,919,175	4,986,444	67,269	1.4%
Total Salary & Benefits	**25,244,192**	**25,933,297**	**689,105**	**2.7%**

Variances Explained:

Teachers – ($355,000)

- $100,000 – Maternity Top-up costs not previously budgeted
- $103,000 – the average teacher salary was higher this year. This can be due to teachers moving up on their salary scale or being placed on a higher scale due to additional credentials.
- $20,000 – Summer School staff
- $131,000 – increase in staff due to enrolment

Principals & Vice Principals – ($30,000)

- $98,000 – Substitute for Principal on leave
- ($48,000) - Surplus funds in our special purpose funds allowed us to pay for a portion of one of our District VPs. These funds were not expected to still be available this year.
- ($80,000) – Principal retirement, where replacement is still being paid for from special purpose funds.

Education Assistants – $371,000

(In addition to Education Assistants (EAs), this staffing category includes StrongStart Coordinators, Indigenous Support Workers (ISWs), and Child & Youth Care Workers (CYCWs))

- $48,000 – the addition of an ISW Team Lead position
- $41,000 – ISW hours were increased by one-half hour per day
- $161,000 – addition of EA positions at 4 elementary schools
- $14,000 – Summer School support
- $25,000 – standardization of EA hours at Kent and SCE to match other schools
- $14,000 – additional bus monitor position
- $67,000 – the average annual hours paid was adjusted based on last year's actuals

Support – ($104,000)

(This staffing category includes School and Board Office Clerical, Custodians, Bus Drivers and Maintenance staff)

- ($56,000) – budget adjustment to eliminate duplicate custodian position
- ($50,0000 – the average annual hours paid was adjusted based on last year's actuals
- $3,000 – Summer School support

Substitutes – $24,000

- Based on current year to date costs, we are increasing TOC costs for this year.

Benefits – $67,000

- $111,000 – change in benefits corresponding to the various salary changes.
- ($43,000) - net decrease in Extended Health and Dental rates.

SUPPLIES & SERVICES:

Following is a breakdown of the accounts that make up the Supplies & Services amount:

OPERATING FUND	2025/26 Preliminary Budget	2025/26 Amended Budget	Increase (Decrease)	%
SERVICE & SUPPLIES				
Services	1,591,236	1,494,358	(96,878)	-6.1%
Student Transportation	135,523	135,672	149	0.1%
Professional Develop. & Travel	444,193	469,584	25,391	5.7%
Rentals & Leases	58,000	41,500	(16,500)	-28.4%
Dues & Fees	119,950	187,450	67,500	56.3%
Insurance	92,000	92,000	-	0.0%
Supplies	1,704,567	1,725,000	20,433	1.2%
Utilities	453,000	470,000	17,000	3.8%
Total Services & Supplies	**4,598,469**	**4,615,564**	**17,095**	**0.4%**

Variances Explained:

Services – ($97,000)

- $50,000 – Legal and investigation fees for Human Resources
- $32,000 – addition of a Board Certified Behaviour Analyst contract for the second half of the year
- ($16,000) – Board Strategic Plan consulting work mostly completed
- $6,000 – changes to school budgets
- ($153,000) – the costs associated with the new Indigenous Education Funding were put under services for the Preliminary Budget. These have now been broken out into their correct categories.

Professional Development & Travel – $25,000

- $26,000 – changes to school budgets

Rentals & Leases – ($16,000)

- ($10,000) – reduction in costs for Boston Bar staff accommodations
- ($5,000) – correction of budget for rent of Qalatku7em School

Dues & Fees – $67,000

- $31,000 – changes to school budgets
- $33,000 – Careers program TRU welding program tuition

Supplies – $20,000

- $81,000 – changes to school budgets due to increase surplus carry-forwards from last year
- $12,000 – changes to Indigenous Education budget
- ($72,000) – reduction in Maintenance budget to reflect prior year actuals

Utilities – $17,000

- $13,000 – Water & Sewer costs
- $12,000 – garbage collection costs
- ($5,000) – electricity costs
- ($3,000) – carbon offset purchase costs

FINANCE & FACILITIES COMMITTEE MEETING

January 5, 2026

4:30 p.m.

via ZOOM

SCHOOL DISTRICT 78
FRASER-CASCADE
EVERYONE PULLING TOGETHER

2025-2026 AMENDED Budget Review

"In order to provide opportunities for input and feedback on financial planning and reporting, the Board has created a Finance and Facilities Committee. This committee has a broad based membership, including Rightsholders, students and partner groups."

Policy 6.10

Financial Planning and Reporting

Amended

Current Year

Sept 30
Student Count

Ministry Funding Announcement

Amended Budget and Bylaw due to MECC by **Feb 28**

Oct-Jan
Budgets are reviewed & amended to reflect the Sep 30th student count, current staffing, and any events that impact the budget

Jan - Feb
Amended Budget discussed with Finance & Facilities Committee, and to the Board of Education for 3 readings

Oct Nov Dec Jan Feb Mar Apr May June Jul

Jan - Feb
Preliminary budget planning begins for the next school year including input from staff and the Board

Mar - Apr
Budget Assumptions to Finance & Facilities Committee, the Board and staff for review and input on significant budget contractions and/or expansions

May - Jun
To Board of Education for 3 readings

Preliminary Budget due to MECC by **Jun 30**

Ministry Funding Announcement

Preliminary

Next Year

ENROLMENT TRENDS BY SCHOOL

	2017/18	2018/19	2019/20	2020/21	2021/22	2022/23	2023/24	2024/25	2025/26 Amended
Boston Bar Elementary School	55.4	56.0	49.8	58.9	62.8	58.8	60.1	53.1	53.9
Spirit of Hope Secondary School	359.9	372.4	370.9	352.9	369.9	361.0	382.1	390.5	407.3
Coquihalla Elementary School	355.0	363.0	340.0	305.0	343.0	357.0	350.0	362.0	352.0
Silver Creek Elementary School	137.0	148.0	141.0	137.0	146.0	145.0	132.0	133.0	134.0
Agassiz Elementary Secondary School	305.6	328.4	311.3	314.8	338.9	337.4	359.4	352.1	362.5
Kent Elementary School	279.0	293.0	283.0	297.0	263.0	248.0	261.0	278.0	308.0
Harrison Hot Springs Elementary Scho	103.0	101.0	104.0	103.0	110.0	117.0	123.0	119.0	129.0
TREC	49.8	50.0	53.0	51.0	49.3	39.0	23.0	33.0	27.0
ACE	20.0	16.0	18.0	8.0	18.0	17.0	15.0	17.0	19.0
Continuing Education	5.6	2.1	1.3	0.3	0.3	0.1	3.6	2.6	1.5
Fraser Cascade Open Learning					11.1	15.6	11.0	15.3	23.1
Q'aLaTKu7eM	0.0	11.0	8.0	11.0	8.0	6.9	8.3	7.5	8.0
	1,670.3	1,740.9	1,680.2	1,638.8	1,720.2	1,702.7	1,728.6	1,763.1	1,825.3

MULTI-YEAR ENROLMENT TRENDS

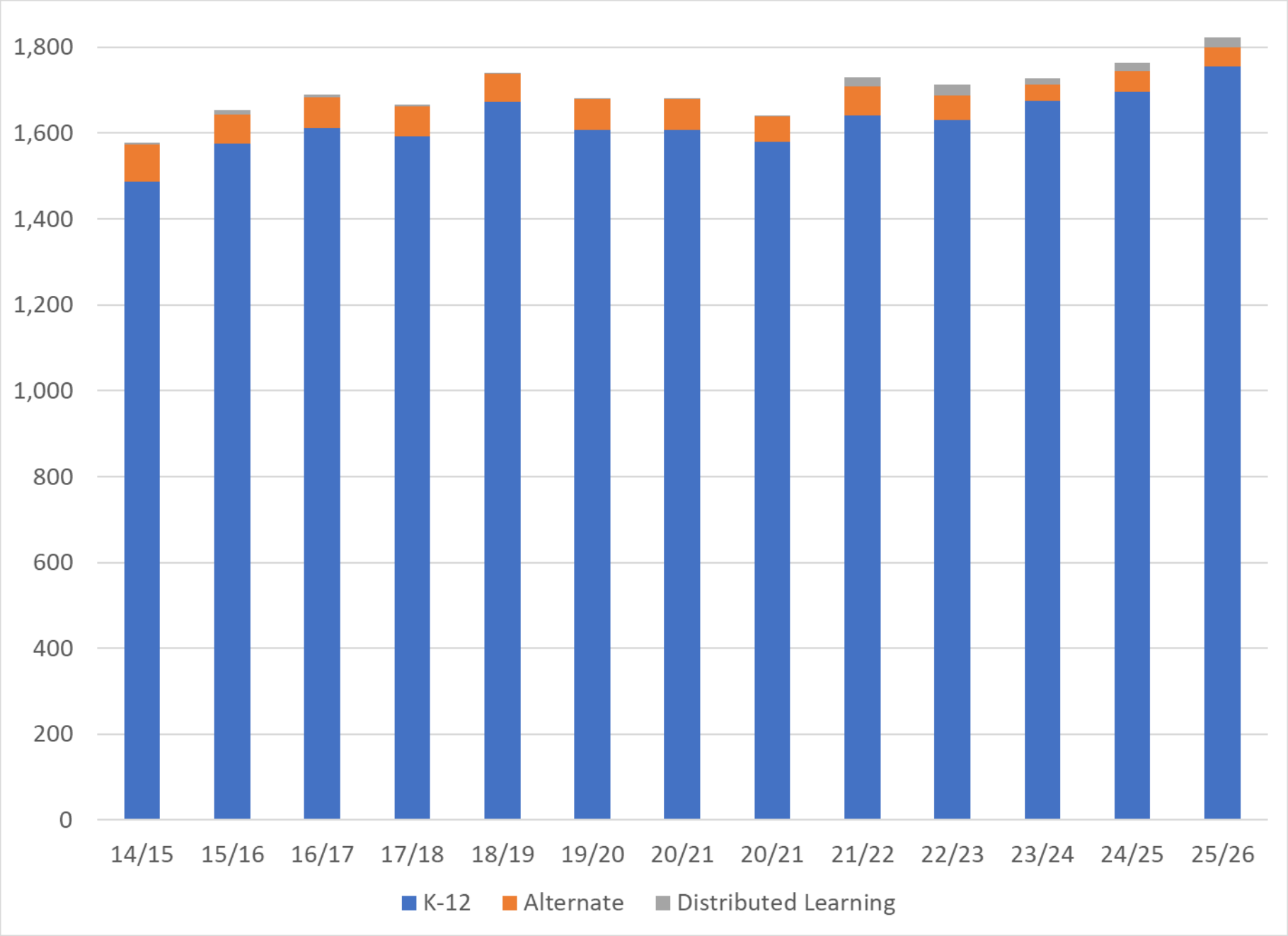

MULTI-YEAR ENROLMENT TRENDS (WITH CHANGE IN SCALE)

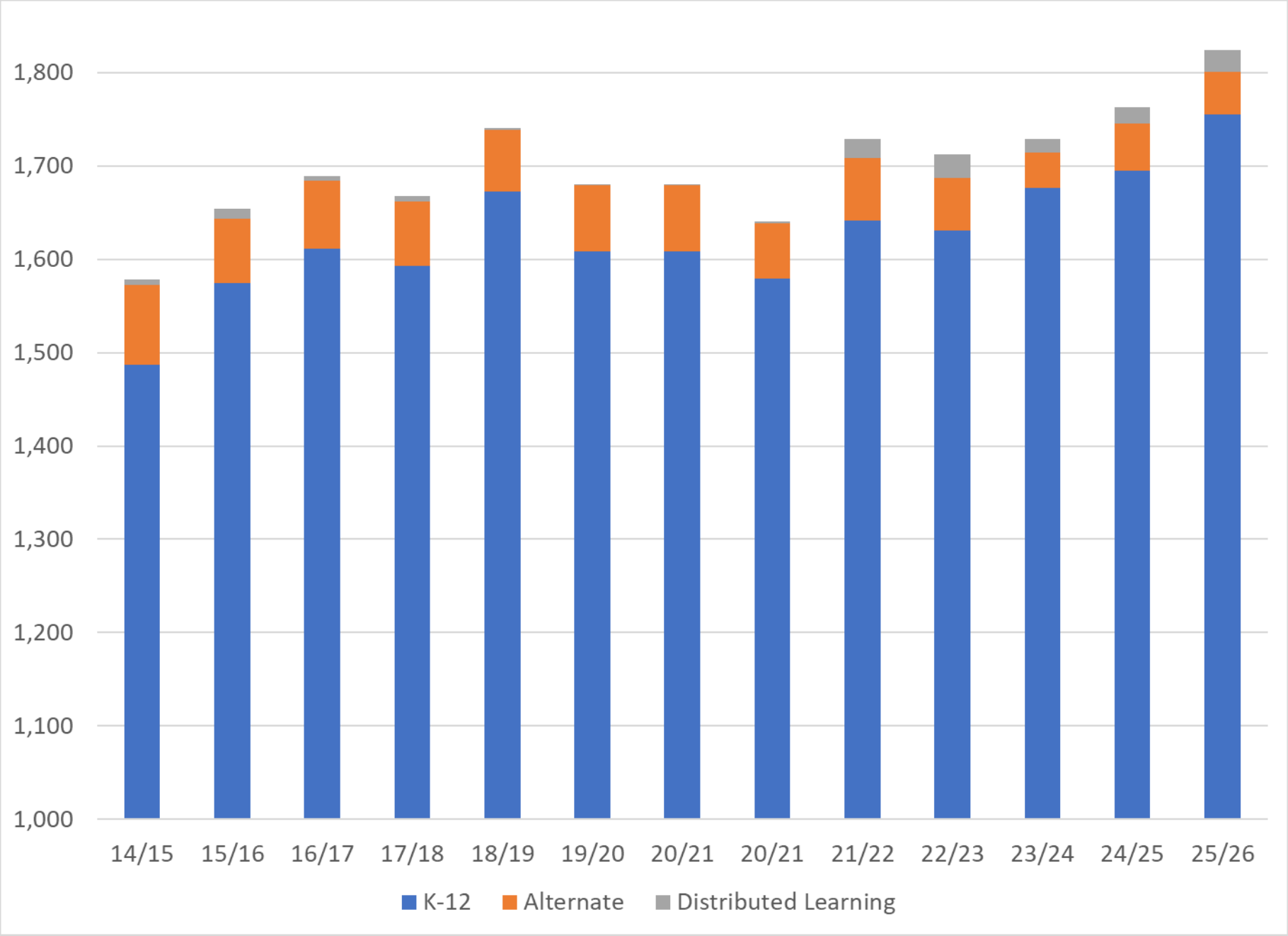

OPERATING GRANT COMPARISON

	2025/26 PRELIMINARY			2025/26 AMENDED			CHANGE	
	FTE	Rate	Dollars	FTE	Rate	Dollars	FTE	Dollars
K-12	1,705.000	9,015	15,370,575	1,754.688	9,015	15,818,508	49.688	447,933
Alternate	50.000	9,015	450,750	46.000	9,015	414,690	(4.000)	(36,060)
CE	1.500	9,015	13,523	0.000	9,015	0	(1.500)	(13,523)
Dist Learn.(K-12)	5.125	7,280	37,310	13.125	7,280	95,550	8.000	58,240
Dist Learn.(K-12) (Feb & May)	10.000	7,280	72,800	10.000	7,280	72,800	0.000	0
Home School	21.000	250	5,250	33.000	250	8,250	12.000	3,000
Course Challenge	7.000	260	1,820	0.000	260	0	(7.000)	(1,820)
Summer School								
Gr 1-7	68.000	260	17,680	61.000	260	15,860	(7.000)	(1,820)
8-9				11.000	260	2,860	11.000	2,860
10-12	6.500	510	3,315	46.500	510	23,715	40.000	20,400
Supplemental-Level 2	5.000	1,521	7,605	6.000	1,521	9,126	1.000	1,521
Supplemental-Level 3	5.000	769	3,845	4.000	769	3,076	(1.000)	(769)
Supplemental-Indigenous				0.000	112	0	0.000	0
Special Needs								
Level 1	0.000	51,300	0	0.000	51,300	0	0.000	0
Level 2	160.000	24,340	3,894,400	170.000	24,340	4,137,800	10.000	243,400
Level 3	82.000	12,300	1,008,600	65.000	12,300	799,500	(17.000)	(209,100)
English Lang Learn	65.000	1,815	117,975	69.000	1,815	125,235	4.000	7,260
Indigenous Ed.	671.000	1,790	1,201,090	686.000	1,790	1,227,940	15.000	26,850
Adult	0.625	5,755	3,597	2.750	5,755	15,826	2.125	12,229
Equity of Opportunity			178,825			185,469		6,644
Salary Differential			57,855			260,166		202,311
Unique Geographic			4,330,014			4,330,014		0
Transportation			1,371,814			1,371,814		0
Curriculum & Learning Fund			15,766			15,766		0
IEC Funding						228,439		228,439
SUB-TOTAL			28,164,408			29,162,404		997,996
LEA RECOVERY			(4,417,599)			(4,239,013)		178,586
Pay Equity			229,516			229,516		0
Student Transportation			184,576			184,576		0
FSA Scorer			7,501			7,501		0
IEC Funding			228,439			0		(228,439)
			650,032			421,593		(228,439)
			24,396,841			**25,344,984**		**948,143**

2025/26 AMENDED OPERATING BUDGET – EXPENDITURES

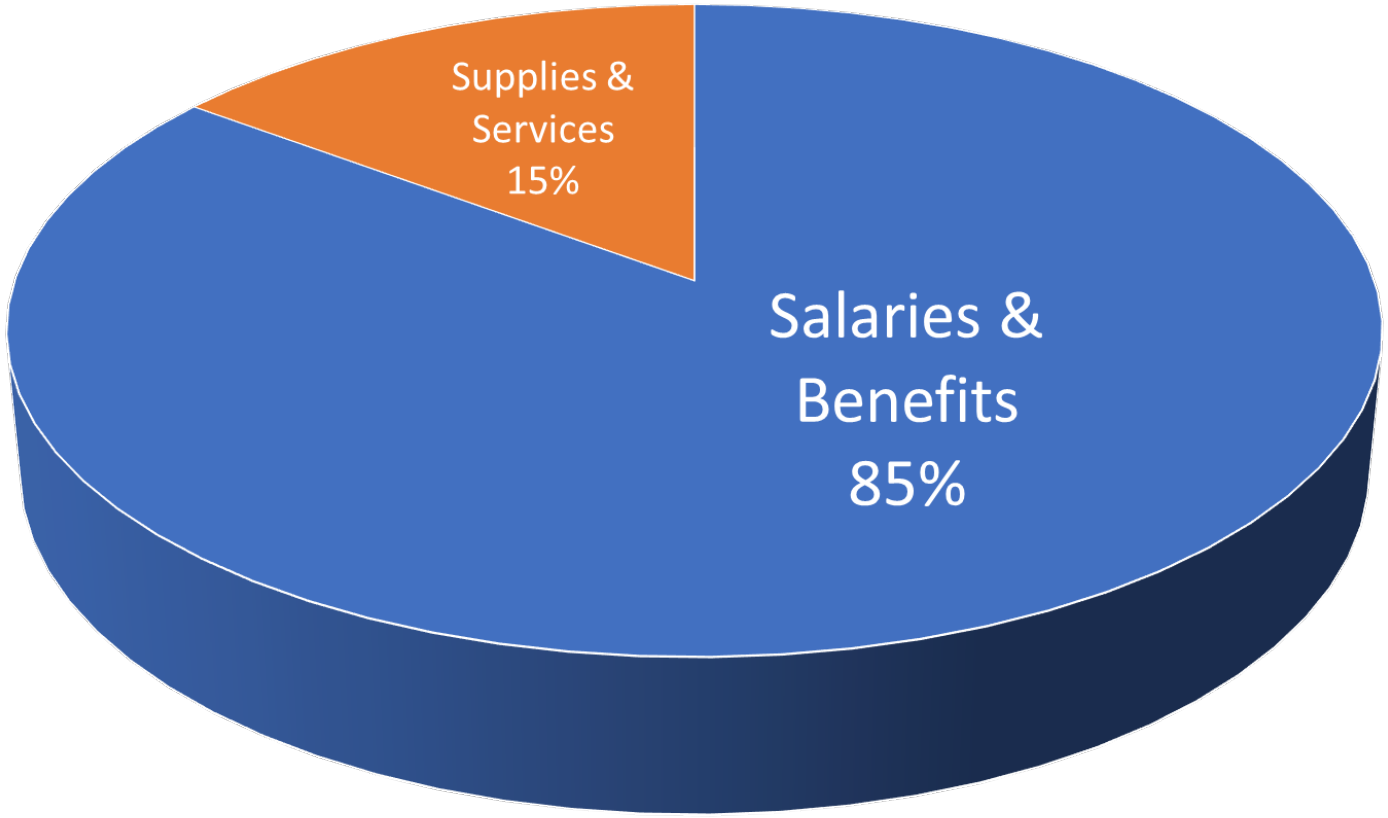

2025/26 AMENDED OPERATING BUDGET – SALARIES & BENEFITS

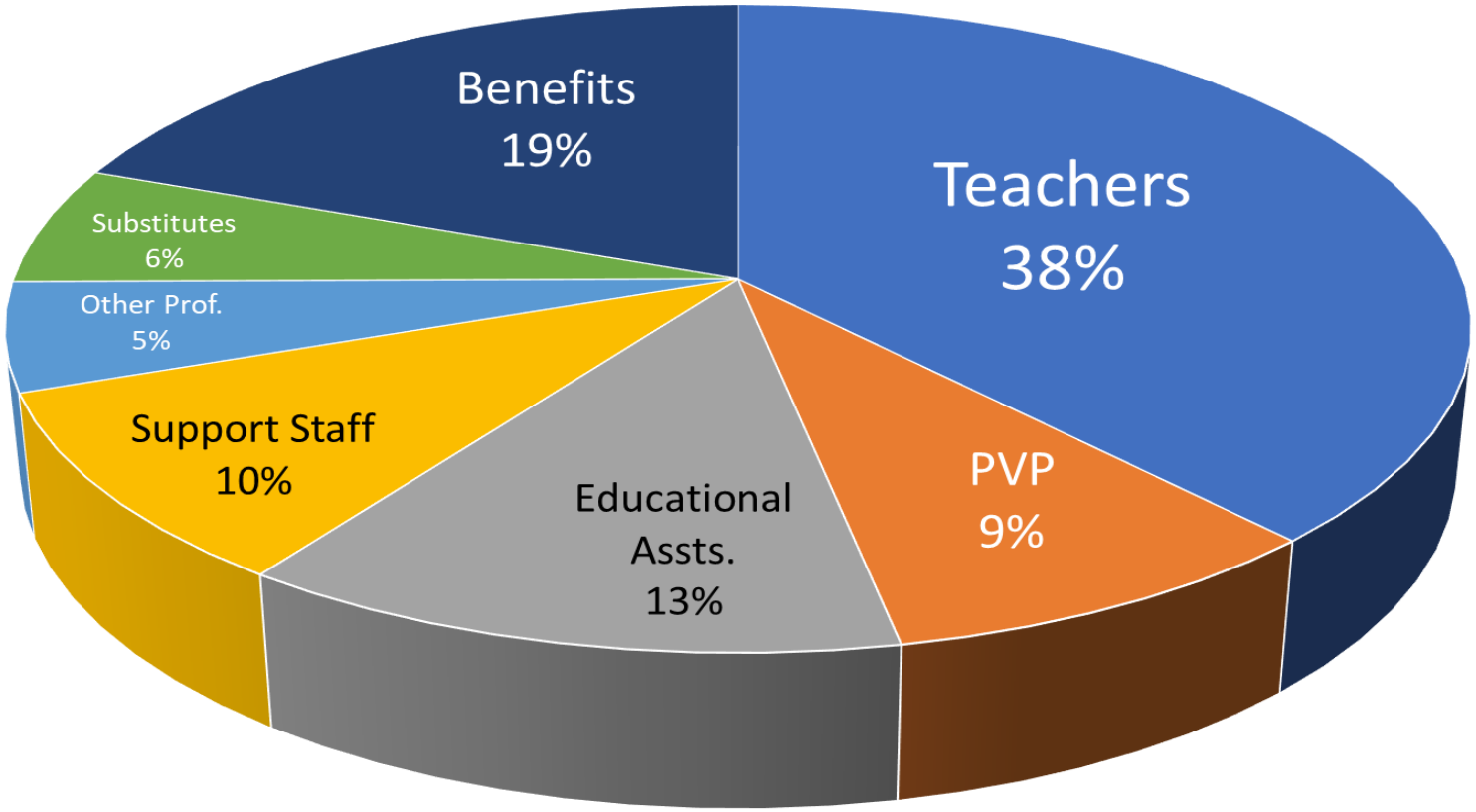

2025/26 AMENDED OPERATING BUDGET – SUPPLIES & SERVICES

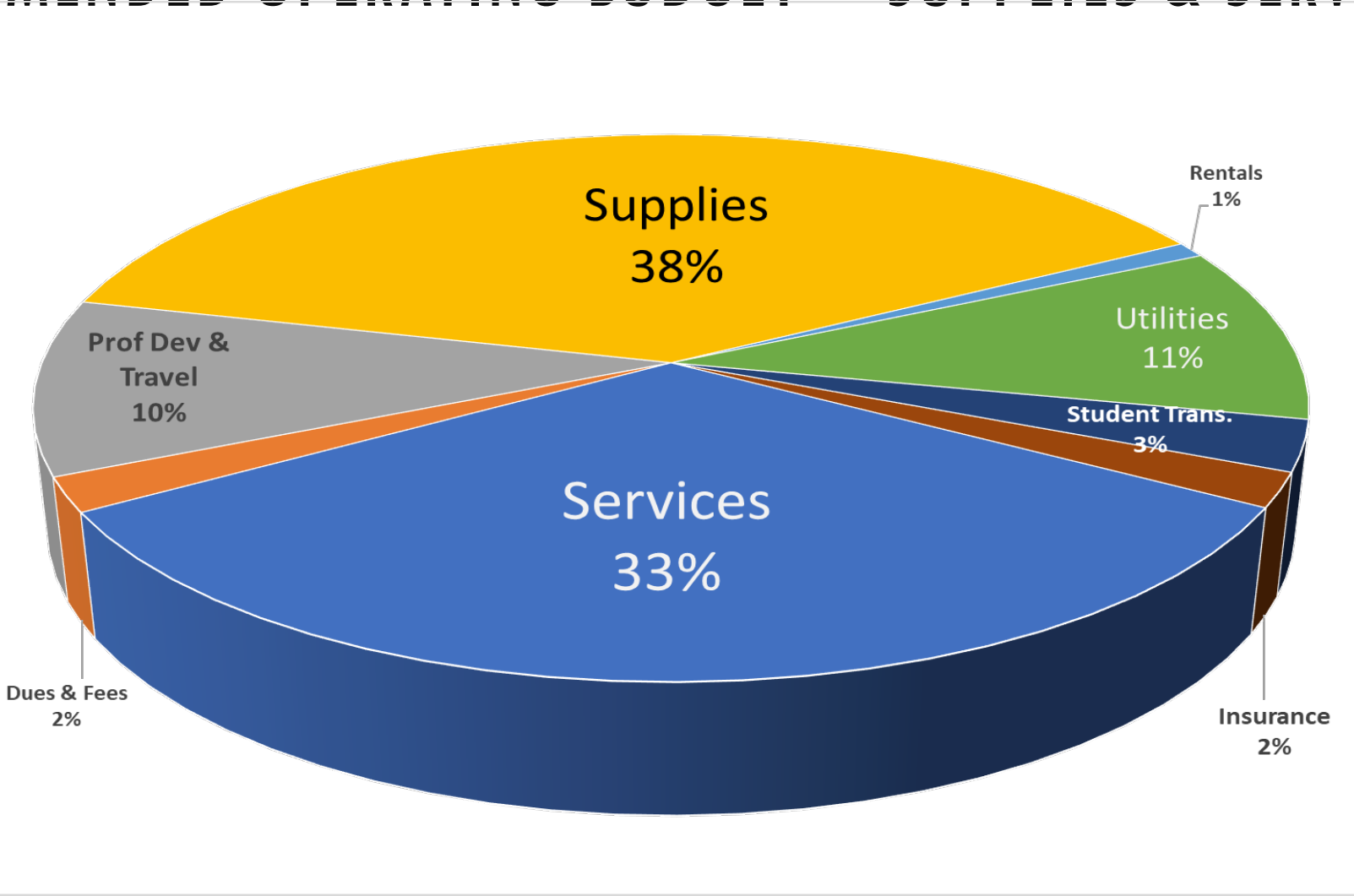

2025/26 AMENDED OPERATING BUDGET COMPARISON

OPERATING FUND	2025/26 Preliminary Budget	2025/26 Amended Budget	Increase (Decrease)	%
REVENUE				
Provincial Grants, MECC	24,396,841	25,344,984	948,143	3.9%
LEA Funding From First Nations	4,417,599	4,239,013	(178,586)	-4.0%
Provincial Grants, Other	32,600	35,000	2,400	7.4%
International Student Tuition	12,000	12,000	-	0.0%
Other Revenue	29,500	45,500	16,000	54.2%
Rentals & Leases	110,000	110,000	-	0.0%
Investment Income	300,000	250,000	(50,000)	-16.7%
Total Revenue	**29,298,540**	**30,036,497**	**737,957**	**2.5%**

2025/26 AMENDED OPERATING BUDGET COMPARISON

OPERATING FUND	2025/26 Preliminary Budget	2025/26 Amended Budget	Increase (Decrease)	%
EXPENSE				
Salaries				
Teachers	9,533,472	9,888,025	354,553	3.7%
Principals & Vice-Principals	2,313,714	2,283,886	(29,828)	-1.3%
Education Assistants	2,961,983	3,332,696	370,713	12.5%
Support Staff	2,609,365	2,505,538	(103,827)	-4.0%
Other Professionals	1,396,208	1,402,782	6,574	0.5%
Substitutes	1,510,275	1,533,926	23,651	1.6%
Total Salaries	20,325,017	20,946,853	621,836	3.1%
Employee Benefits	4,919,175	4,986,444	67,269	1.4%
Total Salary & Benefits	25,244,192	25,933,297	689,105	2.7%
Services & Supplies	4,598,469	4,615,564	17,095	0.4%
Total Expense	**29,842,661**	**30,548,861**	**706,200**	**2.4%**

2025/26 AMENDED OPERATING BUDGET COMPARISON

OPERATING FUND	2025/26 Preliminary Budget	2025/26 Amended Budget	Increase (Decrease)
Total Revenue	29,298,540	30,036,497	737,957
Total Expense	29,842,661	30,548,861	706,200
Net Revenue (Expense)	**(544,121)**	**(512,364)**	**31,757**
Capital/Fund Transfers:			
Capital Asset Purchases	-	(221,334)	(221,334)
Drawn from School Surpluses	44,018	189,747	145,729
Drawn from Indigenous Ed Surplus	459,603	312,117	(147,486)
Drawn from Operating Reserves	40,500	10,500	(30,000)
Drawn from Local Capital Reserves	-	221,334	221,334
Surplus (Deficit) for Year	**-**	**-**	**-**

CAPITAL ASSET PURCHASES

Capital Expenditures	2024-25 Amended Budget	2025-26 Preliminary Budget	2025-26 Amended Budget
Vehicle - Maintenance	$ 69,500	$ -	$ -
Bus Hoist	77,000	-	-
Lawn Tractor	12,000	-	-
Bus Garage Lift	-		50,000
Photocopier-Board Office	-		14,000
Portable-ICY Team	200,000	-	-
Renos & Portable-Board Office	400,000	-	157,334
IT Refresh Project (remainder)	110,000	-	-
	$ 868,500	**$ -**	**$ 221,334**

FUND ACCOUNTING

Operating Funds

Instruction
School & District Administration
Operations & Maintenance
Transportation

Special Purpose Funds

Funds provided by a third party for the sole purpose to carry out a function or activity, e.g. school generated funds, scholarships, ministry-designated activities.

Capital Funds

For the purpose of acquiring land, buildings, and major equipment.

SPECIAL PURPOSE FUNDS

SUMMARY OF CHANGES TO FUNDING

Fund	24-25 Actual Funding	25-26 Funding Preliminary	25-26 Funding Amended	Budget Increase (Decrease)
Annual Facilities Grant	$ 107,288	$ 107,288	$ 107,288	$ -
Learning Improvement Fund	96,438	98,943	98,943	-
School Trust & Scholarship Funds	758,788	564,000	748,500	184,500
Strong Start/Ready Set Learn	110,700	108,250	116,700	8,450
French Language (OLEP)	10,733	10,733	2,325	(8,408)
Community Link	392,453	392,453	392,453	-
Classroom Enhancement Funds	4,040,542	4,166,349	4,270,900	104,551
First Nations Student Transportation	76,475	76,475	76,475	-
Mental Health in Schools	57,000	57,000	57,000	-
Early Care & Learning	175,000	175,000	175,000	-
Feeding Futures Fund	350,000	350,000	350,000	-
National School Foods Program	47,894	-	71,840	71,840
ERASE	85,000	85,000	85,000	-
Integrated Child & Youth	64,283	257,130	257,130	-
Literacy Professional Learning Grant	247,553	-	-	-
Miscellaneous	152,578	-	100,657	100,657
	$ 6,772,725	**$ 6,448,621**	**$ 6,910,211**	**$ 461,590**

BUDGETED ALLOCATION OF SURPLUS

	Balances Jun.30/25	Allocated in 2025/26 Budget	Budgeted Balance Jun.30/26
SCHOOLS			
Boston Bar Elementary School	43,425	11,560	31,865
Spirit of Hope Secondary School	47,776	47,776	0
Coquihalla Elementary School	59,553	21,300	38,253
Silver Creek Elementary School	11,271	11,271	0
Agassiz Elementary Secondary School	154,690	48,235	106,455
Kent Elementary School	15,473	12,023	3,450
Harrison Hot Springs Elementary School	37,582	37,582	0
	369,770	189,747	180,023
DISTRICT:			
Indigenous Ed. Targeted	0	0	0
Indigenous Ed. (Extra Carryforward)	486,315	369,111	117,204
Indigenous Ed. Council	65,778	-56,994	122,772
Trustee Pro-D	48,466	10,500	37,966
	600,559	322,617	277,942
TOTAL INTERNALLY RESTRICTED	**970,329**	**512,364**	**457,965** ★
UNRESTRICTED SURPLUS	**4,231,638**		**4,231,638** ★
LOCAL CAPITAL	**278,425**		**57,091** ★
Equipment/Vehicle Purchases		64,000	
DEO Renos & Portable		157,334	
GRAND TOTAL	**5,480,392**	**733,698**	**4,746,694**

NEXT MEETING:
APRIL 13, 2026
4:30 PM VIA ZOOM

Finance & Facilities Committee Meeting

Agenda Item:
Facilities Update

Presenter: Doug Templeton
Director of Facilities & Transportation
January 5, 2026

SCHOOL DISTRICT 78
FRASER-CASCADE
EVERYONE PULLING TOGETHER

Facilities Update Agenda Items:

1. Board of Education Portable
2. Kent Daycare
3. Silvercreek Daycare

1. Board of Education Portable Dec 2025:

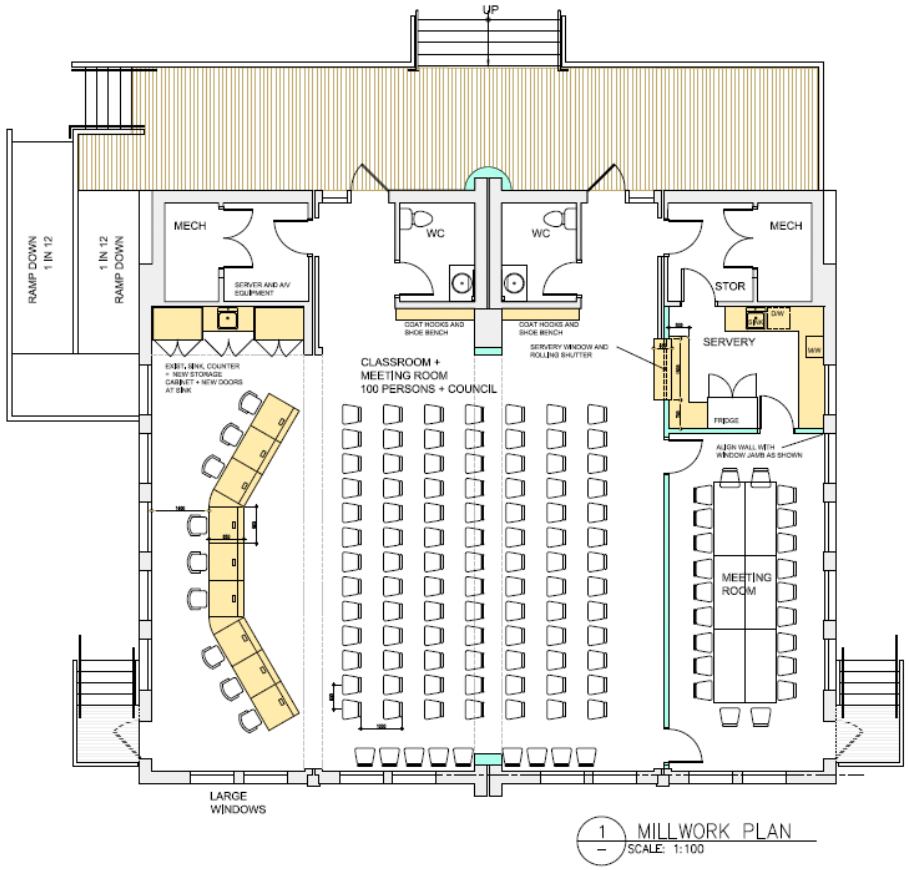

SD78 - BOARD OFFICE - PORTABLE ADDITION - MILLWORK PLAN

SEPT 18 - 2025

M3a

1. Board of Education Portable Dec 2025:

- Meeting room is being painted and touched up prior to occupancy inspection
- Front cedar siding to be completed by Jan
- Occupancy by the first week of **January 2026**



1. Board of Education Portable Interior:

As of December 2025

2. Kent Daycare – October 2025:

2. Kent Daycare – December 2025:

- Playground prep is underway
- Interior finishing is underway
- Anticipated completion is **April 2026**

3. Silvercreek Daycare – October, 2025:



3. Silvercreek Daycare – December, 2025:

- Interior finishes underway
- Completion **April 2026**



QUESTIONS?

SCHOOL DISTRICT 78
FRASER-CASCADE
EVERYONE PULLING TOGETHER